



---

## V-SOCIAL SETUP

---



INFO@PIPMAKERS.CO.UK



WWW.PIPMAKERS.CO.UK



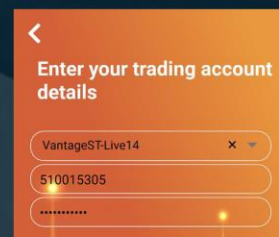
/PIPMAKERS-EA

# V-SOCIAL

## Get Setup

1, Firstly, Download the V-Social app from the Playstore or App store and register an account with them.

2, Once registered login and you will see this screen enter your account details for your trading account and click done, wait for your account to be created.



<

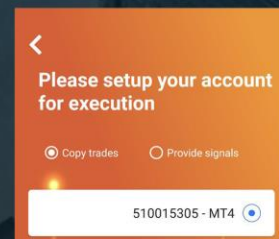
Enter your trading account details

VantageST-Live14 X

510015305

\*\*\*\*\*

3, Once you are logged in you will see this screen, click the COPY TRADE and then click done.




<

Please setup your account for execution

☒ Copy trades ☐ Provide signals

510015305 - MT4

4, Once your account has been linked go to the top search bar and search for the `PipmakersEA` signal click on it.



Search pipmakersea X

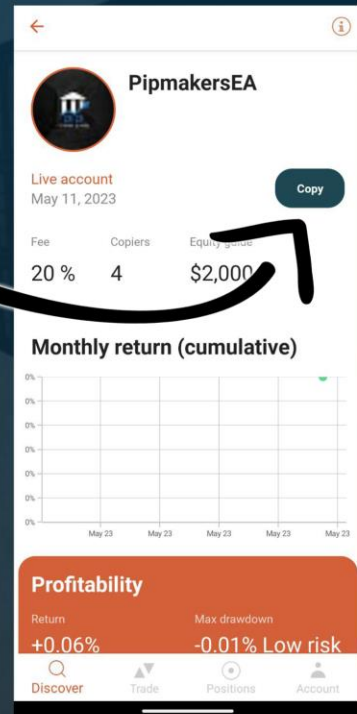
PipmakersEA

Spotlight See all

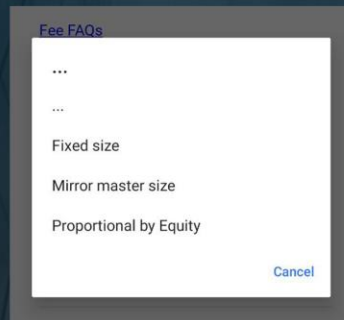
- 1 EMTrading info Telegram 112.72 % return all time >
- 2 Dj30 king 🏆 Telegram for i... 83.73 % return all time >
- 3 Heimerdinger 36.89 % return all time >

# V-SOCIAL

5, Once you have located the Pipmakers signal, click on the COPY button.



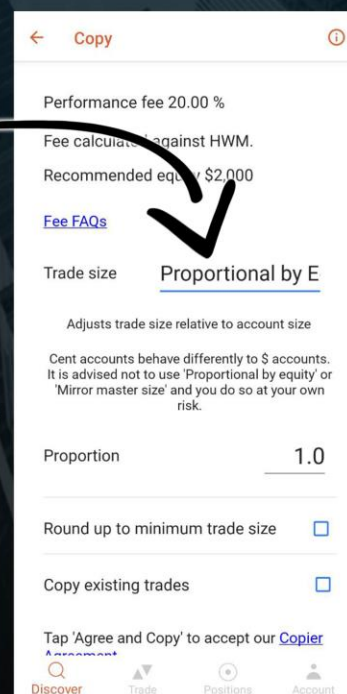
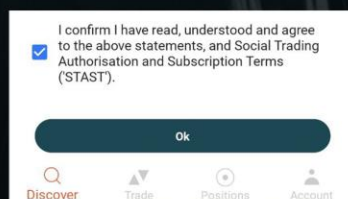
6, Just to the right of the trade size you will see 3 dots, click these to see the screen below.



7, choose Proportional by equity and leave the proportion on 1.0

Scroll down, uncheck round up to min trades and make sure copy existing trades is unchecked.

Go down to the bottom and click agree and copy, next screen check the box and click ok.





# V-SOCIAL

8, When your account is connected to the copier you will see this message.

If you wish to set your own drawdown levels you can by clicking on drawdown and enterinh your desired % for closing.

## Success

Your application to auto-copy PipmakersEA is complete. It may take a few minutes while your account is enabled. You can manage your risk by tapping the 'Max drawdown' option.

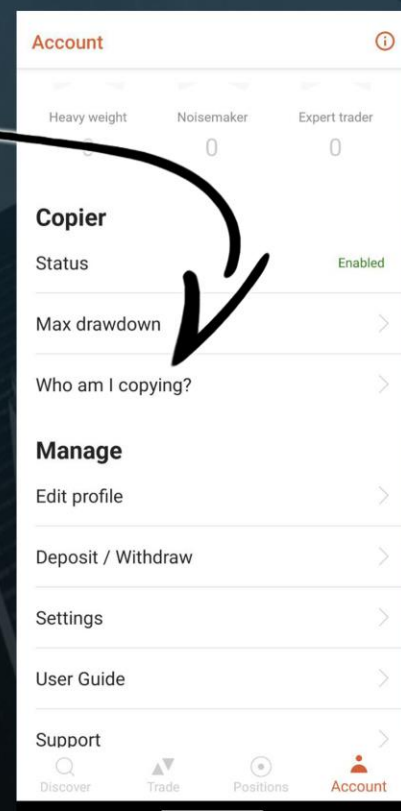
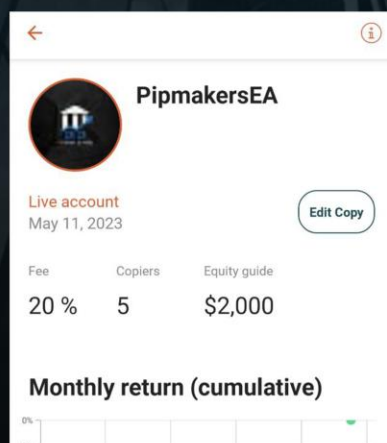
[Max drawdown](#) [OK](#)

As we have our own drawdown % on the EA you dont have to do this, but the choice is yours.

If you chose not to do this then just click OK.

9, Go to the bottom right and click account and then click Who am I copying.

You will then see the screen below and that is it, you are all set to start copying the trades to your own account. If you want to change any of the settings then simply click on Edit Copy and you can change them, remember to click update if you change any settings.





The road to financial freedom is  
only a few steps away.

We look forward to you joining us...

*The PipMakers Team*